


1. Mount the Alu channel



Use No.8 CSK screws
(not raised head)

2. Mount the end-piece base



Engage tabs into channel. Break off end wall if not needed

3. Insert the switch from front





Hook switch under top retaining lip



Lift switch over bottom retaining lip

To remove the switch, carefully carry out the reverse of the above

4. Mount the top cover



Engage



Clip ends of cover under channel ends

5. Mount end caps



Clip on end cap engaging raised bosses into recesses



Assembly complete