

## DaDo Panic Strip Information Sheet



### Features

- Colour Options
- Operates over entire length
- Optional activation capabilities
- Tamper-proof
- End-cap options
- Easy installation
- Robust and durable
- Reliable

The DaDo signalling system has been designed for a variety of signalling applications in domestic and commercial buildings as well as applications in transportation. It can be operated over its entire length so is ideal for situations where it is advantageous to have a long, continuous signalling switch. Residential care homes, hospitals and police stations are just some examples of places that can benefit from the DaDo System.

The system is simple, robust and reliable. The signalling section consists of three parts: the base aluminium mounting channel, a fully waterproof Tapeswitch® ribbon switch and the TPE top cover. Installation is very easy. After lead connections are made to the ribbon switch and the base is screwed to the wall, the switch is simply placed in the base and then the top cover snaps into position. End caps make the transition from the DaDo system assembly to standard 25mm x 15mm cable trunking, allowing the wiring to be kept neat and tidy. Where internal wiring is used, closed end caps are available. Once the system is fully assembled it is tamper-proof and it is difficult to vandalise the switch.

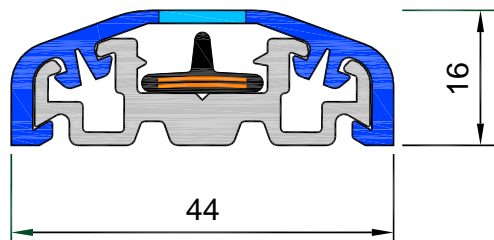


### Typical Applications:

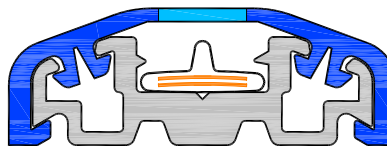
- Police station
- Residential care homes
- Hospitals
- Public sector buildings
- Transportation
- Assembly lines
- Wet environments
- Emergency vehicles



**Activation Options**



**HiSens**




**LoSens**

The system is available in optional activation. The HiSens version is ideal for panic alarm situations where it is desirable that any contact with the strip, for example, even when someone is pushed into it, causes an alarm. If a great deal of accidental contact is envisaged, which would cause nuisance tripping of the alarm, the LoSens version may be more appropriate, since this a more deliberate operation. The only difference between the two systems is that the HiSens uses a higher, black ribbon-switch and the LoSens uses a lower, white ribbon-switch.

**End-cap Options**

Black or white end-cap kits are available, comprising: 2 x closed & 2 x trunking end-caps & 4 x grease-filled terminals



Trunking end-caps for transition to 25x15mm standard trunking

Closed end-cap for embedded cable Installations



**Illuminated Kit**

Illuminated kits Comprise: 4 x white end-caps: 2 x closed & 2 x trunking end-caps , 4 x grease-filled terminals and PCB with coloured LED and 5M cable.

### Installation Accessories



**Flexible Internal Corner**



**Flexible External Corner**


For situations where the DaDo system needs to follow the contours of the room we have designed a flexible internal/external corner.

### Installation Tools



**Top-cover roller**

The Top-cover roller has been designed for installations where long-runs of DaDo are to be installed, once a small section of the top cover has located into the DaDo channel the Top-cover roller is rolled along the lengths of DaDo locking the top cover to the aluminium mounting channel.



**Third-hand alignment tool**

When installing multiple lengths of DaDo the third-hand alignment tool ensures the top cover will bridge the joins seamlessly. The tool holds together two lengths of channel whilst the installer positions and aligns the channel, the added benefit of a fitted spirit-level ensures the installation is as easy as possible.

### Standard Sizes and Colour Options

The DaDo system is available in a single lengths of up to 30m and is supplied in increments of 250mm, The mounting channel is supplied in either 2m or 3m lengths for ease of transportation. The channel is pre-drilled and the holes are countersunk for easy installation. The DaDo top-cover is available in 2 colour options; police blue or grey with a red stripe (as shown on front cover). As with any of our products we can customise to suit the customers requirements. If you have a requirement that you think would benefit your installation please contact our sales team to discuss it further.

**Ordering Options**

**Installations of less than 30m—Ideal for retro-fit small installations by contractors or individuals**

For installations where the total length is less than 30m we can supply DaDo as complete ready to fit sections. Measure the room and supply us with the overall dimensions of the lengths of DaDo panic strips required to the nearest 250mm increment.

**Installations of 30m or more with factory-sealed switches—For larger installations by contractors**

For installations where the total length is 30m or more we can supply DaDo component parts for on-site configuration and assembly. The DaDo mounting channel will be supplied in 2m or 3m sections; the DaDo top cover will be supplied on rolls of 30m; switches will be cut to length and factory-sealed ready for installation; and quantities of end-cap kits as required. Measure the room and supply us with the overall dimensions of the lengths of DaDo panic strips required and we will provide the internal ribbon switch ready for installation along with all the component parts you need. Remember that the factory-sealed switches are terminated and sealed to the length you required, alterations on-site are not recommended without specialist training.

**Installations of 30m or more**

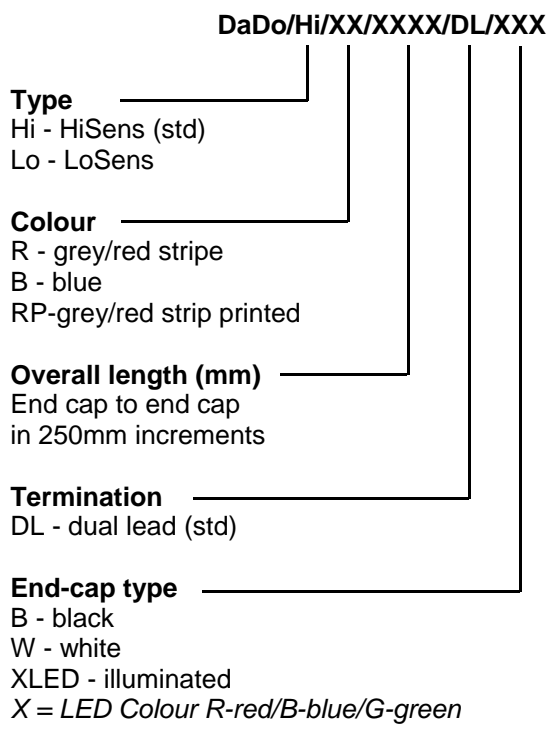
For larger installations please contact Tapeswitch for further details on all our installation methods.

**Tapeswitch Installer**

Tapeswitch have a team of expert DaDo system installers who can install your DaDo system. For more details please contact the Tapeswitch sales team.

**Order Code**

**Complete DaDo System**



**Factory Sealed Switches**

