




1. Mount the DaDo unit as normal



LED kit

2. Mount the LED PCB and route the wires into the full length of the channel


.... pushing them well down to the bottom.



3. At the other end connect the external wiring:

Do not strip the insulation

Push on fully the IDC splice connector



Squeeze the splice connector using pliers

4. Visually check that there is good connection with both wires

